

YP5 Exhauster/Blower



Features/benefits

- Robust construction, British design and manufacture
- Suitable for broad range of applications
- Provide warm, dry, non-pulsating air
- Bare shaft or fully motorised units available
- Electric motors/starters from a wide range can be fitted

Exhauster Applications

Inlet Should be fitted with in-line filter and flexible connector to pipework

Outlet Silencer or diffuser should be fitted

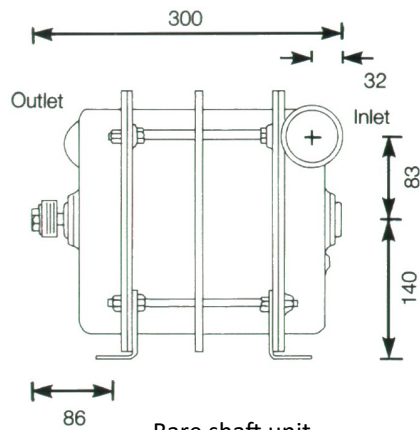
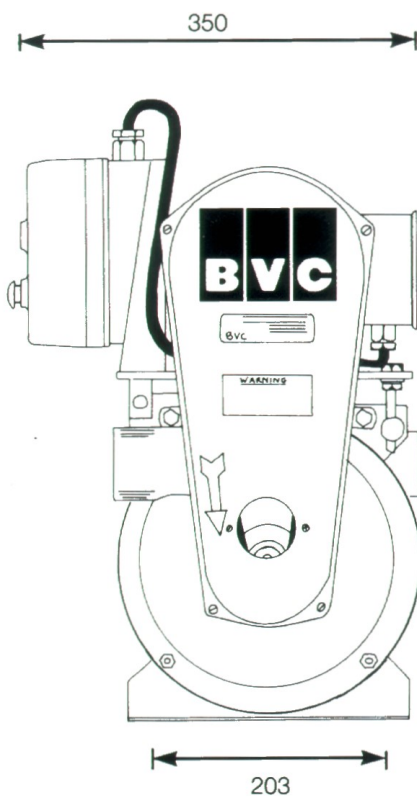
Blower Applications

Inlet Should be fitted with in-line filter (and throttle valve if required)

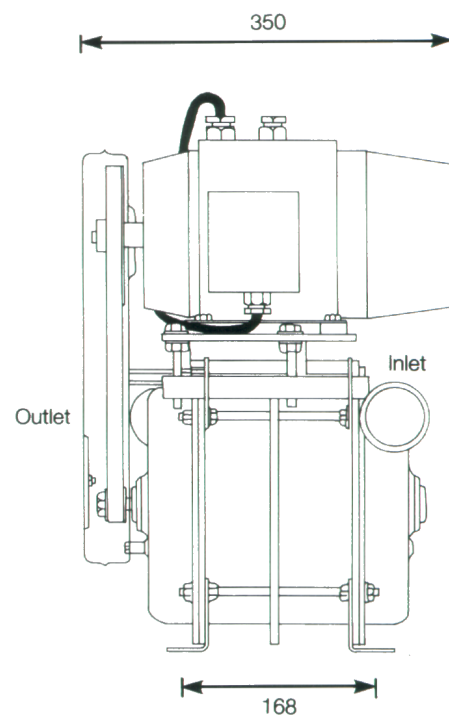
Outlet Should be fitted with flexible connector to pipework

Impellers / diffusers	Aluminium	Nominal port size	51mm
Shaft	Steel	Inlet	Axial
Intermediate rings	Aluminium	Outlet port	Tangential (taperfit)
End covers	Aluminium	Motor	2.2kW Induction 2 pole TEFC to IP55 230 / 400v / 3ph / 50Hz
Bearings	Deep groove ball / integral seals	Nominal speed	11,000rpm
Belt drive	Polyvee type J8	Control switch	Push button starter with overload protection
No of stages	5	Weight	YP5- motor unit – 32kg, YP5- bare shaft – 10kg

VACUUM	PSI	0.28	0.57	0.85	1.13	1.42	1.70	2.0	2.27	2.55	2.84	3.12	3.40	3.69	4.0	4.26	4.54
OR	"WG	7.9	15.7	23.6	31.5	39.4	47.2	55.1	63.0	70.9	78.7	86.6	94.5	102.4	110.2	118.1	126.0
PRESSURE	mmWG	200	400	600	800	1000	1200	1400	1600	1800	2000	2200	2400	2600	2800	3000	3200
EXHAUSTER	M³/Hr	257	244	232	218	204	189	174	154	131	108	79	48				
	CFM	151	143	136	128	120	111	102	91	77	63	46	28				
BLOWER	M³/Hr	275	260	245	231	216	203	190	176	162	148	129	111	90	67	51	29
	CFM	162	153	144	136	127	119	112	103	95	87	76	65	53	41	30	17



Bare shaft unit



Fixing Holes 8.73mm Dia.

Inlet filters (Blowers) and outlet diffusers (Exhausters) are supplied as extras. Blowers may be fitted with a throttle on inlet (details on request)

All bare shaft units are supplied complete with Polyvee Pulley (J8): 38mm dia.

Tel: 02392 603700

www.quirepace.co.uk

Email: enquiries@quirepace.co.uk

BVC